District 355 B2

As of May 2026 Cumulative

Year	New Clubs	Dropped Clubs	Gain/ Loss Clubs	New Members	Charter Members	Reinstate Members	Transfer Members	Total Member Added	Total Members Dropped	Gain/ Loss Members
2021-2022	1	1	0	144	26	22	0	192	223	-31
2022-2023	0	5	-5	163	0	5	1	169	153	16
2023-2024	1	1	0	183	26	7	1	217	384	-167
2024-2025	0	0	0	150	0	9	0	159	239	-80
2025-2026	1	0	1	173	20	7	1	201	101	100
Average	**1**	**1**	**-1**	**163**	**14**	**10**	**1**	**188**	**220**	**-32**

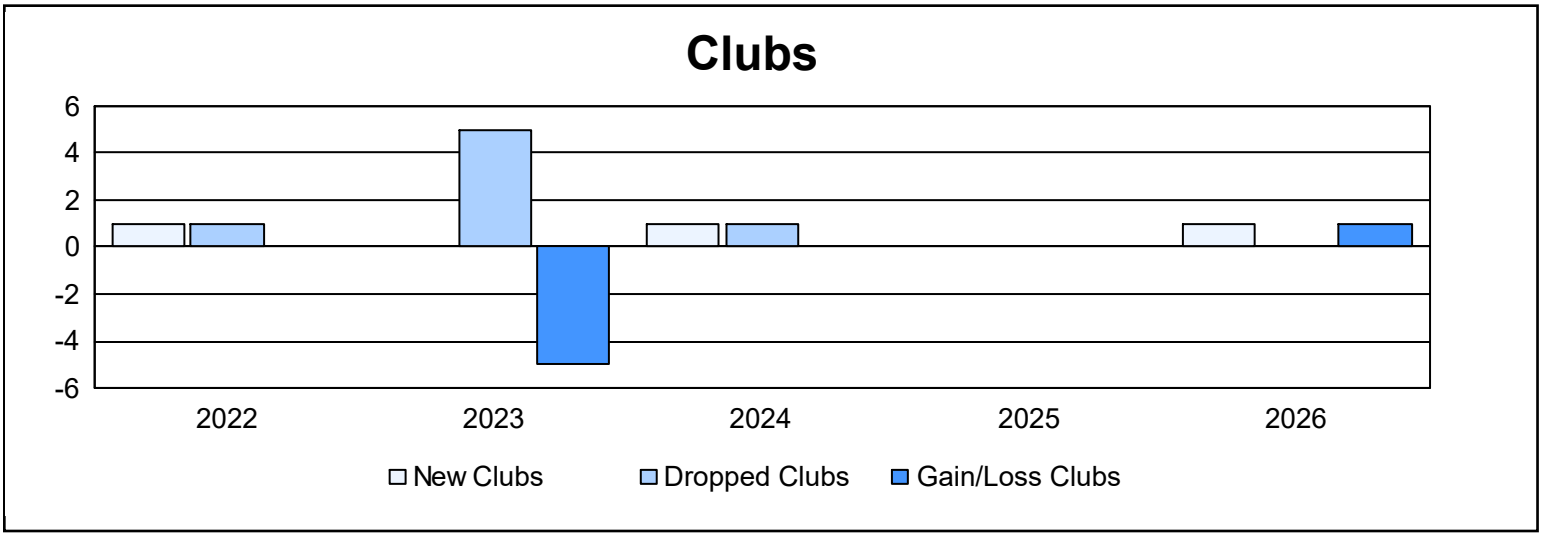

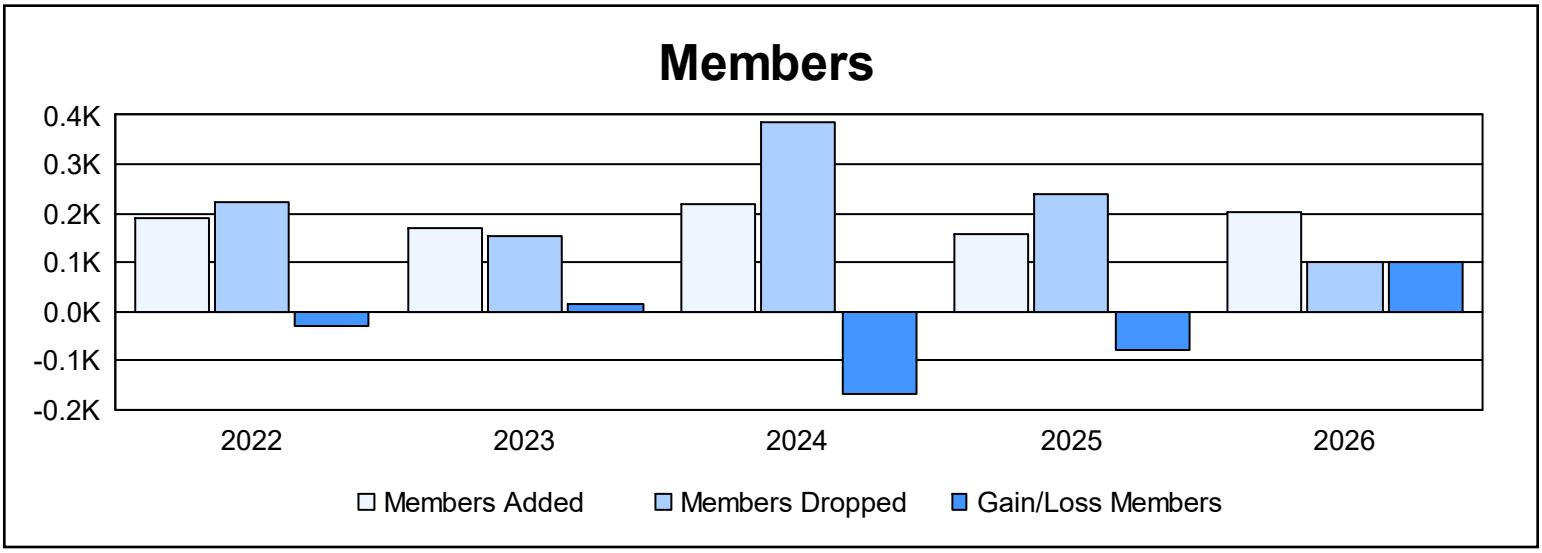

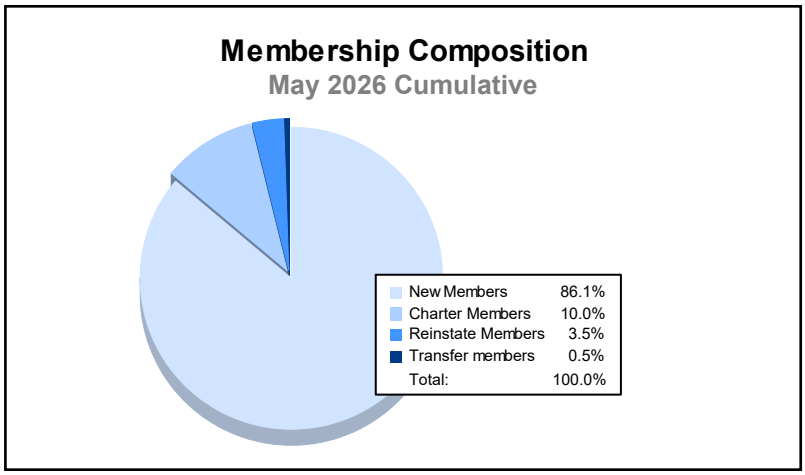
Membership Composition
May 2026 Cumulative
New Members 86.1%
Charter Members 10.0%
Reinstate Members 3.5%
Transfer members 0.5%
Total: 100.0%

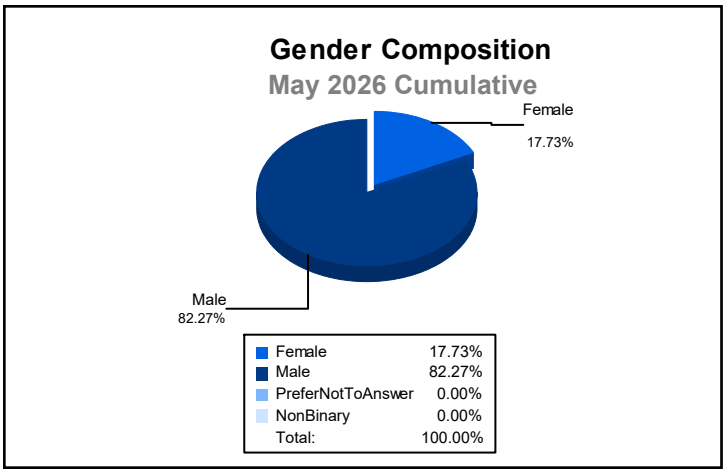
Gender Composition
May 2026 Cumulative
Female
17.73%
Male
82.27%
Female 17.73%
Male 82.27%
PreferNotToAnswer 0.00%
NonBinary 0.00%
Total: 100.00%